



Reflex

G A S F I R E S

Ambience beyond expectation

The Reflex 75T couples advanced technology with ultra-lifelike logs to create a truly stunning gas flame effect almost indistinguishable from a real woodburning fire.

Offering the ultimate in gas fire realism, the Reflex's versatile styling options ensure it can be tailored to suit your home.



Reflex 75T Evoke Steel with Graphite front, Graphite rear and EchoFlame Black Glass lining.







Reflex 75T Edge with Ledge-stone-effect lining.
Shown with the Claremont limestone mantel,
matching slip set and optional large limestone hearth.

Peace of Mind

Quality and Innovation of the Highest Standard

When you choose Gazco, quality and innovative technology are assured. From traditional models to contemporary designs, Gazco is committed to creating the ultimate flame-effect gas and electric fires. Our research and development laboratories are amongst the most advanced in the world, ensuring that the very latest innovations are incorporated into our appliances. Gazco is an ISO9001 accredited company.

Our rigorous quality control system ensures that all our appliances comply with British safety standards as well as stringent European regulations. All fires in this brochure are CE marked. This means they have been independently tested to exacting European standards for safety as well as both heating efficiency and emissions.

Five Year Extended Warranty

Your Gazco Expert Retailer will provide you with a Two Year Warranty for your new Reflex gas fire. This can be extended to a Five Year Warranty by registering your fire with Gazco.

Please note, these warranties exclude certain consumable parts. Fires purchased outside of Gazco's Expert Retailer Network will carry a standard one year non-extendable warranty. Full warranty terms and conditions are available to view at www.gazco.com.



Expert Retailer Network

We take great care to ensure that our fires are designed, tested and manufactured to the highest possible quality and safety standards. We are equally careful to make certain they are sold and installed correctly so you can enjoy years of pleasure from your fire.

Our products are only available from experienced, independent retailers who will be happy to show you a selection of models locally in their showrooms, often fully operational. These independent retailers will discuss your individual requirements both technical (such as sizing the heat output to your room and advising on your flue type) and design, and ensure that you select the most appropriate product for your home.

Our experienced retailers will also be able to advise on, or assist with, the installation process as well as help provide any after-sales support and servicing your appliance may require in the future. Whilst we encourage our retailers to promote fireplace products and their outlets via the internet, we do not believe suitable levels of customer care and satisfaction can be obtained from purchasing the product only online and we would strongly recommend that you consider this when undertaking your research and making a purchasing decision.

Furthermore, please be aware that we do not offer technical support (beyond our statutory responsibilities) to products bought via nationwide online sales, where this support would normally be offered by one of our qualified, independent retailers.

Enchanting Effects

The Reflex 75T combines three dynamic features to create captivating flame visuals that reach new levels of realism.

Stunning Flames

The very heart of the Reflex's design, the flame visuals have been meticulously crafted to mimic a real woodburning fire. Featuring three carefully positioned dual burners, flames dance and flow amongst the logs and can be set to either front only or front and rear flames, with either setting independently adjustable and infinitely variable. Whether you're in the mood for a lazy fire or a dramatic blaze, you choose the atmosphere you desire. Ensuring a crystal-clear flame view, the Reflex features non-reflective glass for a flawless, open-fire aesthetic.

Ultra-realistic Log-effects

The natural beauty of burning wood logs is one of the most charming elements of a wood fire. Expert crafting techniques combined with cutting-edge technology makes the Reflex's log-effect fuel bed indiscernible from natural logs – ensuring every minute detail of the wood's texture and grain is captured. Concealing the innovative dual burner system, the ultra-realistic log-effect ensures an eye-catching centrepiece.

EmberLight LED Bed

Encouraging intimate conversation and quiet reflection, a glowing hearth bathes the room in a relaxing ambience and soft warmth. The Reflex's innovative EmberLight bed combines adjustable LED lighting with glass ember-effects, creating an immersive display which can be experienced with or without the flames - so you can enjoy the Reflex's glow all year round.



Reflex 75T Key Features



- Up to 8.6kW heat output
- Up to 86% efficiency
- Adjustable LED lighting effects
- Non-reflective glass for crystal-clear flame view
- Various frame and lining options
- Harmony¹⁰ Programmable Thermostatic Remote Control
- Optional smart phone or tablet control
- EcoFlex gas saving mode
- Natural Gas or LPG
- Conventional or balanced flue fires*
- Balanced flue fires can be top or rear flue exit

	Conventional Flue	Balanced Flue
Maximum Heat Output	8.6kW	8.5kW
Efficiency	75%	86%
Energy Efficiency Class	D	B

See the Reflex Burning

The Reflex's spectacular flame visuals are impossible to capture in a still image. To truly experience this stunning fire, view the Reflex video on our website.



*Balanced flue models deliver convected airflow back into the room via the enclosure into which the fire is built. Therefore air vents are required at the top and bottom of the enclosure on both sides. Please see page 28 for more information.

Complete Control

Putting the Reflex's array of features at your fingertips, the effortless control system lets you create your desired ambience in blissful harmony.



Harmony¹⁰ Control System

Gazco's Harmony¹⁰ control system lets you ignite, extinguish or adjust the height and heat of both the front and rear flames, as well as select the brightness of the ambient EmberLight LED fuel bed.



Giving you complete control over the Reflex's advanced features, the handset also lets you maintain your chosen room temperature or program the fire to a daily or weekly schedule to suit your lifestyle. You can also activate the Reflex's EcoFlex gas saving mode, which modulates flame height by almost imperceptible degrees, lowering gas usage whilst maintaining the natural rise and fall of a real wood fire.

- Ignite/extinguish flames
- Front and rear flame control
- Thermostatic Programmable Control
- Daily / Weekly programmable schedule
- EcoFlex gas saving mode
- EmberLight LED bed (with or without flames)



Reflex 75T Edge with Fluted Vermiculite lining.
Shown with Claremont limestone mantel, and matching slip set.

Reflex Myfire App Control

The Reflex 75T can be selected with optional Wi-Fi connectivity, which lets you use the Myfire app to effortlessly control your fire from your smart phone or tablet device.

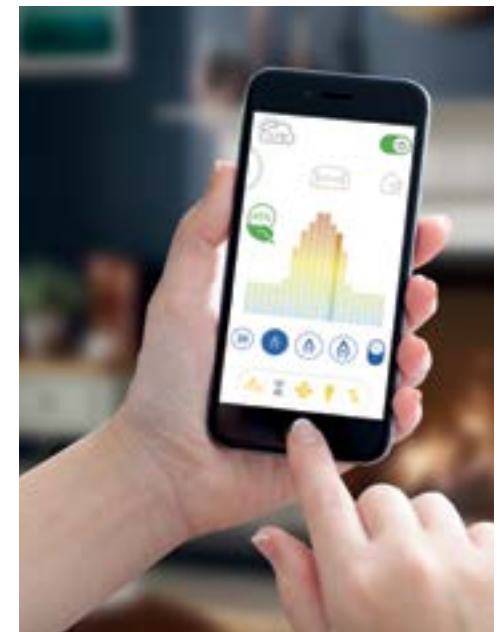
In addition to offering all of the features of the Harmony¹⁰ handset, including easy flame and LED lighting control as well as programmable and thermostatic modes, this innovative app provides even greater control over your Reflex fire.

Enhanced EcoFlex

The Myfire app lets you fine tune the Reflex's EcoFlex gas saving mode, letting you switch between low medium and high settings that save 45%, 25% or 10% gas depending on your choice. You can also select the length of the EcoFlex cycle, with 15, 20 or 25 minute durations allowing you to choose how fast your Reflex's flames gently fall and rise.

Unique Profiles

For increased convenience, the Reflex app lets you save your fire's settings in up to four different profiles. Create profiles for different seasons or even just to suit your mood. Should you have more than one Reflex fire in your home, you can also use the Myfire profiles to control each fire from a single tablet or smart phone.





Reflex 75T Edge with Black Reeded lining. Shown with Sandringham limestone mantel, matching slip set and small hearth.

Styling to Suit

With a wealth of styling options to choose from, the Reflex lets you tailor your fire to your home

Frame Options

Each Reflex fire is ready for a frameless hole-in-the-wall, 'Edge' installation, but can be enhanced with any one of the distinctive frames for further styling possibilities. Reflex frames range from luxurious glass to sophisticated steel in a variety of designs and styles.

As well as the contemporary frame choices, the Reflex can also be combined with a number of elegant stone mantels, allowing you to create a beautiful, traditional fireplace with all the benefits of a cutting edge gas fire.



Edge



Evoke Steel



Evoke Glass



Verve XS



Icon XS



Stone Mantels

Lining Options

The backdrop to the stunning flames, the Reflex's lining options let you choose the style of your fire and the atmosphere it will create.

Each lining option offers an entirely different aesthetic, from the depth-enhancing EchoFlame Black Glass to the natural Ledge-stone-effect; you can easily create a contemporary or traditional fireplace to suit your décor.




Brick-effect




Black Reeded



EchoFlame
Black Glass



Ledge-stone-effect



Fluted Vermiculite

Edge

For pure, effortless style, the Reflex 75T can be installed as the framless Edge. Seamlessly integrating with your interior, the stunning flame visuals and lifelike logs take centre stage for a breathtaking focal point.




Frame Dimensions

Width - 797mm

Height - 711mm

Stone Mantels

See pages 22-25







Evoke Steel

Prominence and definition make the Evoke Steel a natural choice for adding additional presence to the Reflex 75T.

For further styling possibilities, the front section of the frame can be selected in Graphite or Ivory finishes.

Dimensions

Width - 1117mm
Height - 1034mm
Depth - 42mm

Front Finish

Graphite
Ivory

Rear Finish

Graphite



Experience
the Reflex

gazco.com/reflex

Reflex 75T Evoke Steel with Graphite front, Graphite rear and EchoFlame Black Glass lining.

See pages 3 & 26 for additional images.

Evoke Glass

The contemporary Evoke Glass frame layers different materials to create a sophisticated, eye-catching surround. Choose from a White or Black glass front with either a Graphite or Ivory steel rear.



Dimensions

Width - 1117mm
Height - 1034mm
Depth - 42mm

Front Finish

Black Glass
White Glass

Rear Finish

Graphite
Ivory



Experience
the Reflex

[gazco.com/reflex](https://www.gazco.com/reflex)



Reflex 75T Evoke Glass with Black Glass front, Graphite rear and Black Reeded lining.



Icon XS

The Icon XS frame adds a luxurious, contemporary finish, surrounding the fire with highly reflective black glass. Contrasting starkly with the glow of the flames, this frame choice enhances any interior with its chic, minimalist styling.

Dimensions

Width - 1089mm

Height - 1015mm

Depth - 17mm

Finish

Black Glass



Experience
the Reflex

gazco.com/reflex

Reflex 75T Icon XS with Ledgestone-effect lining. See page 29 for additional image.

Verve XS

A contemporary frame choice with unmistakable flair, the Reflex 75T Verve XS makes a statement wherever it is installed. Featuring a subtly curving exterior that can be finished in Graphite or Ivory, this designer frame adds further impact to the Reflex's stunning flame visuals.



Dimensions

Width - 1202mm

Height - 1005mm

Depth - 57mm

Finish

Graphite

Ivory



Experience
the Reflex

gazco.com/reflex



Reflex 75T Verve XS in Ivory with Fluted Vermiculite lining.



Reflex 75T Verve XS in Graphite with Black Reeded Lining.



Experience
the Reflex

gazco.com/reflex

Reflex 75T Edge with Brick-effect lining. Shown with Claremont limestone mantel and matching slip set.

Stone Mantels

The versatile Reflex 75T Edge can be combined with any one of Gazco's six stone mantels, matching slip sets and optional hearths for a traditional fireplace aesthetic. Choose from either Limestone or Antique White Marble for an elegant and inspiring centrepiece.



Victorian Corbel (page 25)



Claremont (pages 9 & 22)



Georgian Roundel



Sandringham (page 10)



Cavendish Bolection (page 24)




Grafton (rear cover)

All mantels are shown with matching slip sets and optional hearths. See page 25 for more information.

Continued overleaf...


Stone Mantels (continued)

Gazco's collection of high-quality limestone and antique white marble mantels enhance the Reflex 75T Edge with their beautiful and natural features. Each piece is truly unique, with naturally occurring veining, subtle tonal differences and even small fossils present in the limestone.



Reflex 75T Edge with Ledge-stone-effect lining. Shown with Cavendish Bolection limestone mantel and matching slip set.
Top right: Victorian Corbel antique white marble mantel detail. Bottom Right: Sandringham natural limestone mantel detail.



 Experience
the Reflex
gazco.com/reflex

Reflex 75T Edge with EchoFlame Black Glass lining. Shown with the Victorian Corbel limestone mantel, matching slip set and optional large limestone hearth.

Technical Information



Reflex 75T Fires

FIRE INFORMATION

Product Code	Flue Type	Gas Type	Heat Input	Heat Output	Energy Efficiency Class	Efficiency	Lining
191-029	Conventional flue	Nat. Gas	11.5kW	8.6kW	D	75%	Black Reeded
191-412	Conventional flue	LPG	11.5kW	8.6kW	D	75%	Black Reeded
191-033	Conventional flue	Nat. Gas	11.5kW	8.6kW	D	75%	Fluted Vermiculite
191-424	Conventional flue	LPG	11.5kW	8.6kW	D	75%	Fluted Vermiculite
191-045	Conventional flue	Nat. Gas	11.5kW	8.6kW	D	75%	Brick-effect
191-435	Conventional flue	LPG	11.5kW	8.6kW	D	75%	Brick-effect
191-062	Conventional flue	Nat. Gas	11.5kW	8.6kW	D	75%	Black Glass
191-459	Conventional flue	LPG	11.5kW	8.6kW	D	75%	Black Glass
191-051	Conventional flue	Nat. Gas	11.5kW	8.6kW	D	75%	Ledgestone-effect
191-448	Conventional flue	LPG	11.5kW	8.6kW	D	75%	Ledgestone-effect

191-082	Balanced flue	Nat. Gas	10.0kW	8.6kW	B	86%	Black Reeded
191-471	Balanced flue	LPG	9.8kW	8.4kW	B	86%	Black Reeded
191-094	Balanced flue	Nat. Gas	10.0kW	8.6kW	B	86%	Fluted Vermiculite
191-487	Balanced flue	LPG	9.8kW	8.4kW	B	86%	Fluted Vermiculite
191-106	Balanced flue	Nat. Gas	10.0kW	8.6kW	B	86%	Brick-effect
191-490	Balanced flue	LPG	9.8kW	8.4kW	B	86%	Brick-effect
191-127	Balanced flue	Nat. Gas	10.0kW	8.6kW	B	86%	Black Glass
191-528	Balanced flue	LPG	9.8kW	8.4kW	B	86%	Black Glass
191-111	Balanced flue	Nat. Gas	10.0kW	8.6kW	B	86%	Ledgestone-effect
191-512	Balanced flue	LPG	9.8kW	8.4kW	B	86%	Ledgestone-effect

All fires shown with the symbol opposite have the advantage of not normally requiring an air vent* where the air permeability is greater than 5.0m³/hr/m². See page 28 for more details.

*Requirements in the Republic of Ireland are different.

REFLEX 75T ACCESSORIES

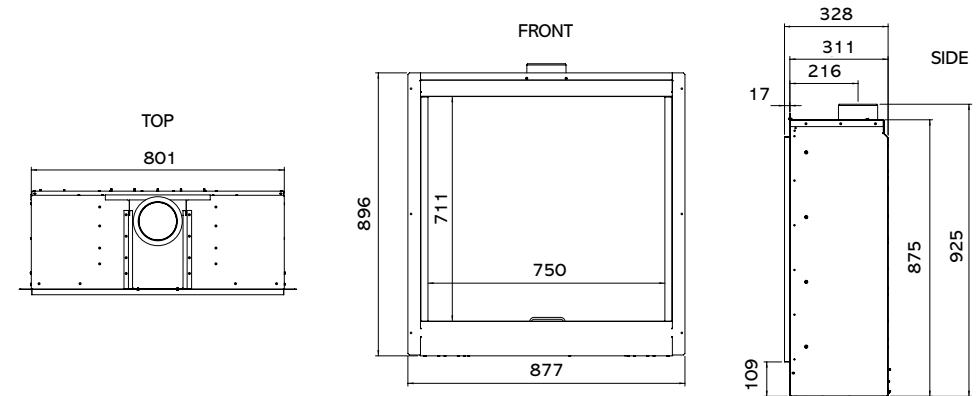
Product Code	Description
991-021	Black Reeded Lining Set - Conventional Flue
991-044	Fluted Vermiculite Lining Set - Conventional Flue
991-005	Brick-effect Lining Set - Conventional Flue
991-076	Black Glass Lining Set - Conventional Flue
991-138	Ledgestone-effect Lining Set - Conventional Flue
991-037	Black Reeded Lining Set - Balanced Flue
991-062	Fluted Vermiculite Lining Set - Balanced Flue
991-077	Brick-effect Lining Set - Balanced Flue
991-091	Black Glass Lining Set - Balanced Flue
991-086	Ledgestone-effect Lining Set - Balanced Flue
999-620	Remote System Mains Adaptor
999-055	Wi-Fi Control Kit (suitable for new fires at time of purchase)
999-090	Wi-Fi Control Kit retrofit (suitable as a retro fit for existing CF fires)

The information on this page is to assist you in your choice of a suitable Gazco fire. This is not intended to be all the information required to install your fire. This can be obtained from your local Gazco retailer or you can download the full installation instructions from the Gazco website at www.gazco.com.

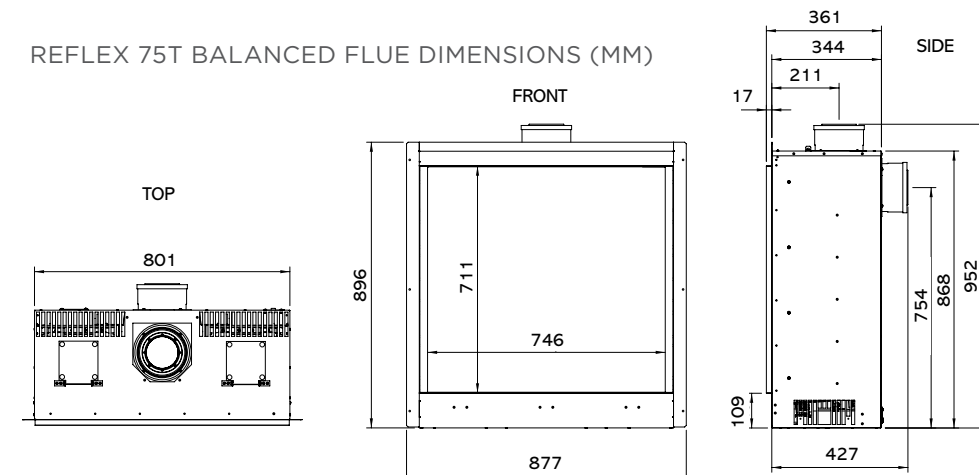
REFLEX 75T FRAME OPTIONS

Product Code	Description	Frame Finish	Frame Size (mm)		
			w	h	d
934-213	Verve XS	Graphite	1202	1005	57
934-213IV	Verve XS	Ivory	1202	1005	57
934-245	Evoke Glass	Black Glass front & Graphite rear	1117	1034	42
934-245IV	Evoke Glass	Black Glass front & Ivory rear	1117	1034	42
934-264	Evoke Glass	White Glass front & Graphite rear	1117	1034	42
934-264IV	Evoke Glass	White Glass front & Ivory rear	1117	1034	42
934-281	Evoke Steel	Graphite front & rear	1117	1034	42
934-281IV	Evoke Steel	Graphite front & Ivory rear	1117	1034	42
934-371	Icon XS	Black Glass	1089	1015	17

REFLEX 75T CONVENTIONAL FLUE DIMENSIONS (MM)



REFLEX 75T BALANCED FLUE DIMENSIONS (MM)



Reflex 75T Stone Mantels

STONE MANTEL INFORMATION

Product Code	Description	Frame Finish	w	h	d
9002CLWM	Claremont (requires slip set)	Antique White Marble	1555	1143	190
9002CLTL	Claremont (requires slip set)	Limestone	1555	1143	190
9000CAWM	Cavendish Bolection (requires slip set)	Antique White Marble	1460	1320	207
9000CATL	Cavendish Bolection (requires slip set)	Limestone	1460	1320	207
9001GEWM	Georgian Roundel (requires slip set)	Antique White Marble	1460	1082	200
9001GETL	Georgian Roundel (requires slip set)	Limestone	1460	1082	200
9003GRWM	Grafton (requires slip set)	Antique White Marble	1415	1165	105
9003GRTL	Grafton (requires slip set)	Limestone	1415	1165	105
9004VIWM	Victorian Corbel (requires slip set)	Antique White Marble	1525	1170	250
9004VITL	Victorian Corbel (requires slip set)	Limestone	1525	1170	250
9005SAWM	Sandringham (requires slip set)	Antique White Marble	1550	1220	227
9005SATL	Sandringham (requires slip set)	Limestone	1550	1220	227

REFLEX 75T SLIP SETS INFORMATION

Slip sets are required to install the Reflex 75T with any of Gazco's six stone mantels.

934-790	Slip set for Reflex 75T Stone Mantel	Antique White Marble	N/A	N/A	N/A
934-121	Slip set for Reflex 75T Stone Mantel	Limestone	N/A	N/A	N/A

REFLEX 75T HEARTH INFORMATION

934-241	Small Hearth for Stone Mantel	Antique White Marble	1524	53	228
934-193	Small Hearth for Stone Mantel	Limestone	1524	53	228
934-489	Large Hearth for Stone Mantel	Antique White Marble	1625	53	457
934-351	Large Hearth for Stone Mantel	Limestone	1625	53	457

SMALL & LARGE STONE HEARTH



Small Hearth



Large Hearth

Gazco's selection of beautiful stone hearths include either small or large sizes in both Antique White Marble and Limestone options. The large size is styled with a stepped edge design whilst the small has a flush finish.

Installation and Safety

Gazco gas fires must be fitted by a qualified gas installer (Gas Safe registered in the United Kingdom or Bord Gáis registered in the Republic of Ireland) who should also verify the proposed site conditions are fully suitable for the product selected. Complete installation instructions for many models can be obtained prior to purchase by viewing or downloading them from www.gazco.com.

When designing your own installation, please also observe the minimum distance to combustible materials as stated in the installation instructions.

Please note that all parts of these fires, particularly the glass panel in the door, become extremely hot during operation and can result in serious injury and burns if touched. It is therefore recommended that a fireguard complying with BS 8423:2002 is used in the presence of young children, the elderly or infirm.

Colours / Flame pictures

Owing to variations in studio lighting & printing inks, the finishes/colours of fires illustrated in this brochure may differ slightly from actual models. Before purchasing, please ask your retailer to show you finish samples.

All flame pictures shown in this brochure are taken from real fires. Please note however that flame pictures will vary depending on flue conditions and surrounding geographical features. Some of the photography in this brochure may not comply with the requirement of the latest building regulations given as these are subject to constant change. You should always check your proposed installation arrangement with a qualified gas installer before proceeding.

Air Ventilation for gas fires

To comply with gas appliance installation regulations, all conventional flue Reflex fires require additional ventilation into your room. All fires shown with the symbol opposite have the advantage of not normally requiring an air vent* where the air permeability is greater than 5.0m³/hr/m². Please consult either your Gazco retailer or the Gazco Technical Information on our website www.gazco.com to confirm the ventilation required.

*Requirements in the Republic of Ireland are different.



Balanced Flue Convected Warm Airflow

Balanced flue models heat the room with convected warm air via the chimney breast or enclosure into which the appliance is installed. The void around the fire must be ventilated at both low and high levels on both sides to prevent heat build up. These vents take cold air from the room and return it back into the room. Care must be taken to comply with clearance to combustible materials as detailed in the instruction manual.



Also available from Gazco

Alongside the Reflex 75T, Gazco offers the stunning Studio, Riva2 & Eclipse gas fire ranges. Featuring a selection of fuel-effects, linings, & frame options, these versatile fires create a captivating centrepiece which can be styled to suit your interior.

In addition to inset fires, Gazco also offers a number of gas stoves in both traditional and contemporary styles. Available in a choice of sizes and heat outputs, these cutting edge stoves feature realistic fuel-beds and superb flame visuals.

To see the full range of Gazco stoves and fires, visit www.gazco.com.



Riva2 500 Evoke Steel with Graphite front, Graphite rear and EchoFlame Black Glass lining.



Huntingdon 40 Gas with Clear Door.





Studio 3 Steel with log effect and Vermiculite lining.



Reflex 75T Edge with Brick-effect lining. Shown with Grafton antique white marble mantel, matching slip set and optional small antique white marble hearth.



Gazco Limited

Osprey Road, Sowton Industrial Estate, Exeter, Devon, England EX2 7JG

Tel: 01392 261999 • Fax: 01392 444148 • E-mail: info@gazco.com • www.gazco.com

A member of the Stovax Group Paper sourced from sustainable forests and printed using vegetable based inks

Gazco gratefully acknowledges the assistance of the following companies with photographic settings:

Furnishings and Ornaments: www.johnlewis.com; www.furniturevillage.co.uk; www.lauraashley.com; www.faginsantiques.com; www.theorangetree.co.uk; www.habitat.co.uk; www.houseoffraser.co.uk; www.ashorejewellery.co.uk; www.eclectique.co.uk; www.debenhams.com; www.next.co.uk; www.mokodirect.co.uk; Pilgrim 01404 41219 **Lighting:** www.amoslighting.co.uk • **Wood Mantels:** www.stovax.com • **Stone Mantels:** www.farmington.co.uk; www.bnsp.co.uk; www.grandisson.com; www.rudloe-stone.com • **Wood flooring:** www.beechbros.co.uk • Tiles & Stone floors: www.originalstyle.com • **Televisions:** www.heavitreeradio.co.uk • **Plants:** www.stbridgetnurseryseries.co.uk • **Paintings:** www.easyart.com



Your Gazco stockist:

£2.00

